New American Pocket Voter Guide



New Hampshire Secretary of State

David M. Scanlan

Información Electoral/ Information sur les Élections/Informação Eleitoral/选举信息

Congratulations!

Congratulations on becoming a United States citizen! This is a special milestone in your life, one that opens the door to many opportunities like the right to vote!

You can vote in local, state & federal elections in New Hampshire if you are:

- ❑ A United States citizen
- ❑ At least 18 years old on election day
- ❑ A New Hampshire resident (your domicile (primary residence address) is in NH)

In NH, you can register to vote as soon as you establish your domicile here.

Scan here for a special video from Secretary of State David M. Scanlan.

What do I need to register?

To register to vote, you need to fill out a **Voter Registration Form** and provide proof of your citizenship, age, domicile (primary residence address) and identity.

Some examples of proof:

- **US Citizenship** – naturalization papers, US passport

- **Identity and Age** – driver's license, government-issued photo ID

- **New Hampshire Residence** - driver's license, government-issued photo ID, vehicle registration, government-issued tax document, government-issued check (all listing domicile (primary residence address))

A full list of acceptable forms of ID can be found on www.sos.nh.gov/elections/register-vote*.*

How do I register?

Before election day: Register at your town/city clerk's office OR at a local supervisors of the checklist meeting.

Contact your town/city clerk for the registration deadlines. Scan the QR code to find their contact info.

Election day: Register at your polling place.

Absentee: You may register by mail using the absentee process if you cannot apply in person because you are temporarily out of town or have a disability that prevents you from applying in person.

Once you are registered, request an absentee ballot from your clerk and return your completed ballot to them by mail (by **5:00pm on election day**) or in person (by **5:00pm the day before the election**).

Scan the QR code for more info on absentee voting.

You can register as a Democrat, Republican, or Undeclared voter.

At the polls

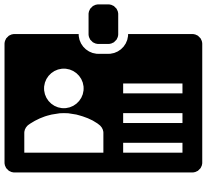

At check-in, show the ballot clerk your photo ID and announce your name and address if you are already registered.

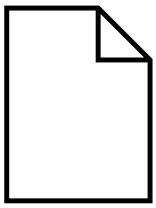

The ballot clerk will hand you a blank ballot.



In the voting booth, vote for the candidates of your choice. Make sure you completely fill in the oval.

Exit the booth and place your ballot in the ballot-counting device (larger cities/ towns) or hand it to the moderator to place in the ballot box (smaller towns).

Scan the code to find your polling location and hours.

Voting with disabilities

Every polling place in New Hampshire must be accessible to voters with disabilities.

Accessible Absentee

If you have a print disability (you cannot mark a paper ballot by hand), you can vote using an online accessible absentee ballot. This system allows you to complete your ballot on a computer, print it out and return it to your local clerk before an election. Contact your clerk for more information.

At the polls

Every polling place in New Hampshire has an accessible voting system. The tablet has touchscreen and audio settings that voters with disabilities can use to produce a marked ballot.

Your local election officials are your trusted source of information. Do not hesitate to ask them for help!

We are here to help!

Your right to vote is protected by law. If you think your voting rights are being violated, tell your local moderator or contact the Attorney General's Office at (866-868-3703) or electionlaw@doj.nh.gov.

If you have any questions, the Secretary of State is happy to answer them! Call (603-271-3242) or email elections@sos.nh.gov.

Other helpful contacts:

- NH Commission for Human Rights: humanrights@hrc.nh.gov / (603-271-2767)
- New Hampshire Alliance for Immigrants and Refugees: ecastillo@miracoalition.org / (603-661-2873)
- Overcomers NH: director@overcomersnh.org / (603-856-7507)

Scan the QR code for helpful links.
We are here to help!

Other useful info

When is the next election?
Visit the Secretary of State's website to find dates for upcoming state and federal elections, along with the deadline for changing your party affiliation.

How do I serve as a poll worker?
If you are interested in helping your local community on election day, reach out to your local town/city clerk. You must be at least 17 years old to work at the polls.

Who is running in my district?
Before a state or federal election, you can look at a sample ballot on the Secretary of State’s website to find out who is running for office.

Revised August 2025